



# MOTOROKR™ U9

## Getting Started Guide

## accessories



more information



### GOTO

accessories: [www.motorola.ca](http://www.motorola.ca)  
user's guide: [www.motorola.ca/U9support](http://www.motorola.ca/U9support)

## congratulations!

Congratulations on your purchase of the stylish MOTOROKR™ U9 flip phone.

Whether you're a talker, a texter, or just love listening to music on the move, your phone does it all.

**For more information:** To read feature instructions on your phone, press > Tools > Help. To download your phone's **complete user's guide**, visit [www.motorola.ca/U9support](http://www.motorola.ca/U9support).

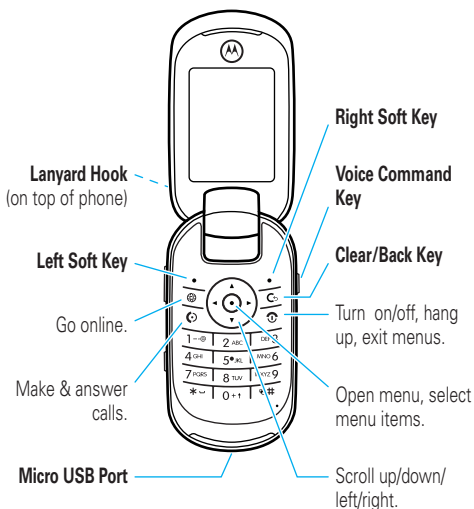
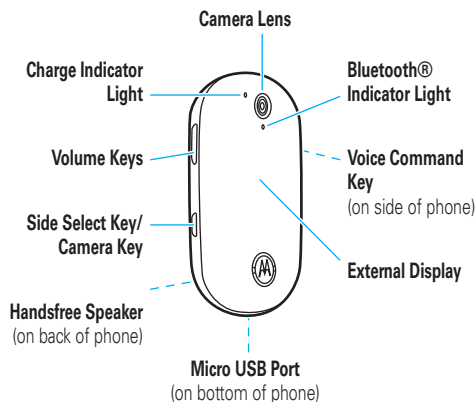
**Note:** We recommend that you use Motorola-approved accessories only, such as SanDisk microSD memory cards. Other accessories may not be compatible with your phone. Visit [www.motorola.ca](http://www.motorola.ca) for details.

## let's go

- 
- 
- 
- 
- 
- 
- 
- 



# your phone

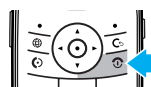


**Tip:** Press to open the main menu and select menu options. Press to delete letters or numbers, or to go back one menu.

## basics

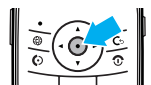
here are a few essential basics:

### turn phone on & off

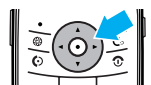


Press and hold for a few seconds, or until the display turns on or off.

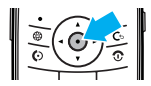
### menu navigation



From the home screen, press to open the **Main Menu**.



Press up, down, left, or right to scroll to a menu feature.



Press to select the highlighted menu feature.

## calls

yes, your phone makes calls too!



### make a call

Enter a phone number and press .



### answer a call

When your phone rings or vibrates, open the phone flip or press to answer.



### end a call

To "hang up," close the phone flip or press .

### redial a number

- 1 From the home screen, press to see a list of recently dialed calls.
- 2 Scroll to the number you want to call, and press .

## music

*when music is what you need...*

### play music

To play music on your phone, you can use the native music player.

### native music player

**Find it:**  >  Media > Media Finder > Music Library

> all songs

Select a song or playlist from these categories:

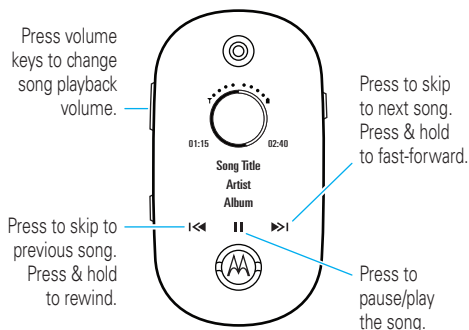
**Recently Played**, **Shuffle Songs** (play all songs in random order), **All Songs**, **Playlists**, **Artists**, **Albums**, **Genres**, or **Composers**.

**Note:** To load music onto your computer and then transfer it to your phone, see your *User's Guide*.

### flip closed

When a song or playlist starts to play, close the phone flip and use the touch keys to control song playback in the external display.


**Tip:** For best results, use the flat part of your finger to activate the touch key controls.



## personalize

*it's your phone, make it that way!*

### home screen shortcuts

From the home screen, press  up, down, left, or right as shortcuts to your favorite features.

To **change** shortcut icons in the home screen:

**Find it:**  >  Settings > Home Screen > NaviKey Shortcuts

> Left, Right, Up, or Down

Select a direction, then choose the feature you want to open when you press the navigation key in that direction.

To **show or hide** shortcut icons in the home screen:

**Find it:**  >  Settings > Home Screen > NaviKey Shortcuts

> Icon Display > Show or Hide

### wallpaper

Change the wallpaper image in the home screen:

**Find it:**  >  Settings > Home Screen > Change Wallpaper

> Graphics > Preloaded Wallpaper, scroll to an image, press Select

## phonebook

*saving & calling your contacts is effortless*

### store a phone number

You can store a phone number in your phonebook.


**Note:** You can store a new contact in **phone memory**, or store the contact both in phone memory and on your **SIM card**. When you choose to store a contact to both locations, only the contact's name and phone number are stored on the SIM card.



To store a phone number:

- 1 Enter a phone number in the home screen.
- 2 Press **Save**.
- 3 Enter a name for the phone number, and enter other information as desired.
- 4 If you want to save the number on your SIM card in addition to storing it in phone memory, select **Save to SIM Card**.
- 5 Press **Save** to store the contact.

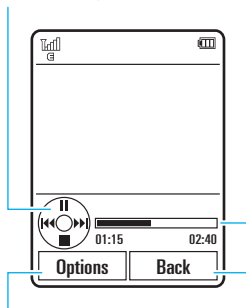
**Tip:** To learn more about storing phone numbers and email addresses on your phone, see your *User's Guide*.

## flip open

Use the navigation key  to control song playback when the phone flip is open. When a song is playing, you see a screen similar to the following:

Press  to pause/play, press down to stop. Press  left/right to skip to previous/next song.

Timer Shows % Played



Select & adjust music player options.

Return to previous screen.

## play a playlist

To create a playlist, see your *User's Guide*.

To play a playlist on your phone:


**Find it:**  >  Media > Media Finder > Music Library > Playlists, scroll to the playlist, press **Options** > **Play**

## call a stored phone number

To call a number stored in your contact list:

**Find it:**  >  Phonebook

1 Scroll to the contact.

**Shortcut:** In the contact list, press keypad keys to enter the first letters of the contact you want. Press  to go to the contact.

2 Press  to call the contact.

**Note:** If you have contacts stored on your SIM card, but the contacts aren't visible when you open the contact list, you need to copy the contacts into phone memory. Press **Options** > **Import Contacts** > **SIM Card**, press **Options** > **Select All**, press **Import**.

## messages

*it's good 2 text*

### read & reply to a message in the external display

**(Network/subscription dependent feature)** When the phone flip is closed and you receive a message, your phone plays an alert, and the external display shows **New Message from X**, where **X** is the sender's number or name.

To read and reply to the message in the external display:

- 1 Press the volume keys on the side of your phone to scroll to **View**, then press the side select key to read the message.
- 2 When you finish reading the message, press the side select key to close it.
- 3 To answer the message, press the side select key to scroll to **Quick Reply**, then press the side select key.
- 4 Press the volume keys to scroll to a pre-written *quick note* message, then press the side select key to select it.


## lock external phone keys

You can lock the external phone keys and touch keys when the phone flip is closed, to prevent accidental keypresses while playing a song or playlist.

To **manually lock** the external keys: Close the phone flip, then press and hold the side select key. The keys remain locked until you open the phone flip.

To **automatically lock** the external keys, see your *User's Guide*.

## close the music player

From the music player screen or home screen, press  to close the music player.

## menu map

### Zone Videotron

### Media

- Media Finder
- Camera
- Video Camera
- Voice Recorder

### Games & Apps

### Call History

### Internet

### Messages

- Messages
  - Create Message
  - Inbox
  - My Folders
  - Templates
  - Drafts
  - Outbox
  - Sent Messages
  - Call Voicemail

### Tools

- Calendar
- Download Manager
- File Manager
- Alarm Clock
- World Clock
- Calculator
- Dialing Services
- Task List
- Notes
- Help

### Phonebook

### Settings

- Profiles
- Themes
- Home Screen
- Connections
- Call Settings
- Phone Settings
- Internet
- Security
- Network
- Bluetooth®

This is the standard main menu layout.  
**Your phone's menu may be different.**

**Tip:** Your phone stores a variety of pre-written quick notes, and you can create and store additional quick notes. For more information, see your *User's Guide*.

- 5 Press the volume keys on the side of your phone to scroll to **Send**, then press the side select key to send your reply.

To learn more about sending and receiving messages with your phone, see your *User's Guide*.

## send a message

**(Network/subscription dependent feature)** To send a message to a compatible phone or to an email address:














**Find it:**  >  Messages > Messages > Create Message

To learn more about sending and receiving messages with your phone, see your *User's Guide*.

## battery conservation tips

Using certain features can quickly deplete your battery's charge. **These features can include playing music or video clips, and using Bluetooth® wireless connections.**

Conserve your battery's charge:

- Set your **display** to turn off sooner: Press  >  Settings > Phone Settings > Display Settings > Display Timeout > 5 Seconds.
- Turn off the internal display **screensaver**: Press  >  Settings > Phone Settings > Display Settings > Screensaver > Off.
- Turn off the **animated external screensaver**: Press  >  Settings > Themes, press **Options** > **Edit**, press  right to select the **images** tab , press  down to scroll to **External Screensaver**, press , scroll to **None**, press .
- Turn off **Bluetooth®** power when not in use: Press  >  Settings > Connections > Bluetooth, press **Options** > **Setup Bluetooth** > **Bluetooth Power** > **Off**.

## battery use & safety

**IMPORTANT: HANDLE AND STORE BATTERIES PROPERLY TO AVOID INJURY OR DAMAGE.** Most battery issues arise from improper handling of batteries, and particularly from the continued use of damaged batteries.

### DON'Ts

- **Don't disassemble, crush, puncture, shred, or otherwise attempt to change the form of your battery.**
- **Don't let the phone or battery come in contact with water.** Water can get into the phone's circuits, leading to corrosion. If the phone and/or battery get wet, have them checked by your carrier or contact Motorola, even if they appear to be working properly.
- **Don't allow the battery to touch metal objects.** If metal objects, such as jewelry, stay in prolonged contact with the battery contact points, the battery could become very hot.
- **Don't place your battery near a heat source.** Excessive heat can damage the phone or the battery. High temperatures can cause the battery to swell, leak, or malfunction. Therefore:
- Do **not** dry a wet or damp battery with an appliance or heat source, such as a hair dryer or microwave oven.
- Avoid leaving your phone in your car in high temperatures.

### DOs

- **Do avoid dropping the battery or phone.** Dropping these items, especially on a hard surface, can potentially cause damage.
- **Do contact your service provider or Motorola if your phone or battery has been damaged from dropping or high temperatures.**

**IMPORTANT: USE MOTOROLA ORIGINAL PRODUCTS FOR QUALITY ASSURANCE AND SAFEGUARDS.** To aid consumers in identifying authentic Motorola batteries from non-original or counterfeit batteries (that may not have adequate safety protection), Motorola provides holograms on its batteries. Consumers should confirm that any battery they purchase has a "Motorola Original" hologram.

**Motorola recommends you always use Motorola-branded batteries and chargers.** Motorola mobile devices are designed to work with Motorola batteries. If you see a message on your display such as **Invalid Battery** or **Unable to Charge**, take the following steps:

- Remove the battery and inspect it to confirm that it has a "Motorola Original" hologram;
- If there is no hologram, the battery is not a Motorola battery;
- If there is a hologram, replace the battery and retry charging it;
- If the message remains, contact a Motorola Authorized Service Center.

**Important:** Motorola's warranty does not cover damage to the phone caused by non-Motorola batteries and/or chargers.

**Warning:** Use of a non-Motorola battery or charger may present a risk of fire, explosion, leakage, or other hazard.

### PROPER AND SAFE BATTERY DISPOSAL AND RECYCLING

Proper battery disposal is not only important for safety, it benefits the environment. Consumers may recycle their used batteries in many retail or service provider locations. Additional information on proper disposal and recycling may be found on the Web:

- [www.motorola.com/recycling](http://www.motorola.com/recycling)
- [www.rbrc.org/call2recycle/](http://www.rbrc.org/call2recycle/) (in English only)



**Disposal:** Promptly dispose of used batteries in accordance with local regulations. Contact your local recycling center or national recycling organizations for more information on how to dispose of batteries.

**Warning:** Never dispose of batteries in a fire because they may explode.

## service & repairs

If you have questions or need assistance, we're here to help.

Go to [www.motorola.com/support](http://www.motorola.com/support), where you can select from a number of customer care options. You can also contact the Motorola Customer Support Center at 1-800-331-6456 (United States), 1-888-390-6456 (TTY/TDD United States for hearing impaired), or 1-800-461-4575 (Canada).

## Specific Absorption Rate Data

This model wireless phone meets the government's requirements for exposure to radio waves.

Your wireless phone is a radio transmitter and receiver. It is designed and manufactured not to exceed limits for exposure to radio frequency (RF) energy set by the Federal Communications Commission (FCC) of the U.S. Government and by the Canadian regulatory authorities. These limits are part of comprehensive guidelines and establish permitted levels of RF energy for the general population. The guidelines are based on

standards that were developed by independent scientific organizations through periodic and thorough evaluation of scientific studies. The standards include a substantial safety margin designed to assure the safety of all persons, regardless of age or health.

The exposure standard for wireless mobile phones employs a unit of measurement known as the Specific Absorption Rate, or SAR. The SAR limit set by the FCC and by the Canadian regulatory authorities is 1.6 W/kg.<sup>1</sup> Tests for SAR are conducted using standard operating positions accepted by the FCC and by Industry Canada with the phone transmitting at its highest certified power level in all tested frequency bands. Although the SAR is determined at the highest certified power level, the actual SAR level of the phone while operating can be well below the maximum value. This is because the phone is designed to operate at multiple power levels so as to use only the power required to reach the network. In general, the closer you are to a wireless base station, the lower the power output.

Before a phone model is available for sale to the public in the U.S. and Canada, it must be tested and certified to the FCC and Industry Canada that it does not exceed the limit established by each government for safe exposure. The tests are performed in positions and locations (e.g., at the ear and worn on the body) reported to the FCC and available for review by Industry Canada. The highest SAR value for this model phone when tested for use at the ear is 1.36 W/kg, and when worn on the body, as described in this user guide, is 0.56 W/kg. The SAR value for this product in its data transmission mode (body-worn use) is 1.36 W/kg. (Body-worn measurements differ among phone models, depending upon available accessories and regulatory requirements).<sup>2</sup>

While there may be differences between the SAR levels of various phones and at various positions, they all meet the governmental requirements for safe exposure. Please note that improvements to this product model could cause differences in the SAR value for later products; in all cases, products are designed to be within the guidelines.

Additional information on Specific Absorption Rates (SAR) can be found on the Cellular Telecommunications & Internet Association (CTIA) Web site:

<http://www.phonefacts.net>

or the Canadian Wireless Telecommunications Association (CWTA) Web site:

<http://www.cwta.ca>

1. In the United States and Canada, the SAR limit for mobile phones used by the public is 1.6 watts/kg (W/kg) averaged over one gram of tissue. The standard incorporates a substantial margin of safety to give additional protection for the public and to account for any variations in measurements.
2. The SAR information includes the Motorola testing protocol, assessment procedure, and measurement uncertainty range for this product.

## European Union Directives Conformance Statement



Hereby, Motorola declares that this product is in compliance with:

- The essential requirements and other relevant provisions of Directive 1999/5/EC
- All other relevant EU Directives

IMEI: 350034/40/394721/9	
<b>CE 0168</b>	
Type: MC2-41H14	Product Approval Number

The above gives an example of a typical Product Approval Number.

You can view your product's Declaration of Conformity (DoC) to Directive 1999/5/EC (to R&TTE Directive) at [www.motorola.com/rtte](http://www.motorola.com/rtte). To find your DoC, enter the Product Approval Number from your product's label in the "Search" bar on the Web site.

## OPEN SOURCE SOFTWARE INFORMATION

For instructions on how to obtain a copy of any source code being made publicly available by Motorola related to software used in this Motorola mobile device, you may send your request in writing to the address below. Please make sure that the request includes the model number and the software version number.

MOTOROLA, INC.  
OSS Management  
600 North US Hwy 45  
Libertyville, IL 60048  
USA

The Motorola website [opensource.motorola.com](http://opensource.motorola.com) also contains information regarding Motorola's use of open source.

Motorola has created the [opensource.motorola.com](http://opensource.motorola.com) to serve as a portal for interaction with the software community-at-large.

To view additional information regarding licenses, acknowledgments and required copyright notices for open source packages used in this Motorola mobile device, please select **Main Menu > Settings > Phone Settings > Legal Notices**. In addition, this Motorola device may include self-contained applications that present supplemental notices for open source packages used in those applications.

## Safety and General Information

**This section contains important information on the safe and efficient operation of your mobile device. Read this information before using your mobile device.**

### Exposure to Radio Frequency (RF) Energy

Your mobile device contains a transmitter and receiver. When it is ON, it receives and transmits RF energy. When you communicate with your mobile device, the system handling your call controls the power level at which your mobile device transmits.

Your Motorola mobile device is designed to comply with local regulatory requirements in your country concerning exposure of human beings to RF energy.

### Operational Precautions

For optimal mobile device performance, and to be sure that human exposure to RF energy does not exceed the guidelines set forth in the relevant standards, always follow these instructions and precautions.

#### Product Operation

When placing or receiving a phone call, hold your mobile device just like you would a landline phone.

If you wear the mobile device on your body, always place the mobile device in a Motorola-supplied or approved clip, holder, holster, case, or body harness. If you do not use a body-worn accessory supplied or approved by Motorola—or if you hang your mobile device from a lanyard around your neck—keep the mobile device and its antenna at least 2.5 centimeters (1 inch) from your body when transmitting.

Using accessories not supplied or approved by Motorola may cause your mobile device to exceed RF energy exposure guidelines. For a list of Motorola-supplied or approved accessories, visit our Web site at: [www.motorola.com](http://www.motorola.com).

### RF Energy Interference/Compatibility

Nearly every electronic device is subject to RF energy interference from external sources if inadequately shielded, designed, or otherwise configured for RF energy compatibility. In some circumstances your mobile device may cause interference with other devices.

#### Follow Instructions to Avoid Interference Problems

Turn off your mobile device in any location where posted notices instruct you to do so.

In an aircraft, turn off your mobile device whenever instructed to do so by airline staff. If your mobile device offers an airplane mode or similar feature, consult airline staff about using it in flight.

#### Implantable Medical Devices

If you have an implantable medical device, such as a pacemaker or defibrillator, consult your physician before using this mobile device.

Persons with implantable medical devices should observe the following precautions:

- ALWAYS keep the mobile device more than 20 centimeters (8 inches) from the implantable medical device when the mobile device is turned ON.
- DO NOT carry the mobile device in the breast pocket.
- Use the ear opposite the implantable medical device to minimize the potential for interference.
- Turn OFF the mobile device immediately if you have any reason to suspect that interference is taking place.

Read and follow the directions from the manufacturer of your implantable medical device. If you have any questions about using your mobile device with your implantable medical device, consult your healthcare provider.

### Driving Precautions

The use of wireless phones while driving may cause distraction. Discontinue a call if you can't concentrate on driving.

Additionally, the use of wireless devices and their accessories may be prohibited or restricted in certain areas. Always obey the laws and regulations on the use of these products.

Responsible driving practices can be found in the "Smart Practices While Driving" section in this guide (or separate guide).

### Operational Warnings

Obey all posted signs when using mobile devices in public areas.







#### Potentially Explosive Atmospheres

Areas with potentially explosive atmospheres are often, but not always, posted and can include fueling areas, such as below decks on boats, fuel or chemical transfer or storage facilities, or areas where the air contains chemicals or particles, such as grain dust, or metal powders.

When you are in such an area, turn off your mobile device, and do not remove, install, or charge batteries. In such areas, sparks can occur and cause an explosion or fire.

#### Symbol Key

Your battery, charger, or mobile device may contain symbols, defined as follows:

Symbol	Definition
	Important safety information follows.
	Do not dispose of your battery or mobile device in a fire.
	Your battery or mobile device may require recycling in accordance with local laws. Contact your local regulatory authorities for more information.
	Do not throw your battery or mobile device in the trash.
	Do not let your battery, charger, or mobile device get wet.
	Listening at full volume to music or voice through a headset may damage your hearing.

### Batteries & Chargers

**Caution: Improper treatment or use of batteries may present a danger of fire, explosion, leakage, or other hazard. For more information, see the "battery use & safety" section.**

### Keep Your Mobile Device and Its Accessories Away From Small Children

These products are not toys and may be hazardous to children. For example:

- A choking hazard may exist for small, detachable parts.
- Improper use could result in loud sounds, possibly causing hearing injury.
- Improperly handled batteries could overheat and cause a burn.

### Glass Parts

Some parts of your mobile device may be made of glass. This glass could break if the product is dropped on a hard surface or receives a substantial impact. If glass breaks, do not touch or attempt to remove. Stop using your mobile device until the glass is replaced by a qualified service center.

### Seizures/Blackouts

Some people may be susceptible to epileptic seizures or blackouts when exposed to flashing lights, such as when playing video games. These may occur even if a person has never had a previous seizure or blackout.

If you have experienced seizures or blackouts, or if you have a family history of such occurrences, please consult with your physician before playing video games or enabling a flashing-lights feature (if available) on your mobile device.

Discontinue use and consult a physician if any of the following symptoms occur: convulsion, eye or muscle twitching, loss of awareness, involuntary movements, or disorientation. It is always a good idea to hold the screen away from your eyes, leave the lights on in the room, take a 15-minute break every hour, and stop use if you are tired.

### Caution About High Volume Usage

**Warning:** Exposure to loud noise from any source for extended periods of time may affect your hearing. The louder the volume sound level, the less time is required before your hearing could be affected. To protect your hearing:

- Limit the amount of time you use headsets or headphones at high volume.
- Avoid turning up the volume to block out noisy surroundings.
- Turn the volume down if you can't hear people speaking near you.

If you experience hearing discomfort, including the sensation of pressure or fullness in your ears, ringing in your ears, or muffled speech, you should stop listening to the device through your headset or headphones and have your hearing checked.

For more information about hearing, see our Web site at [www.motorola.com/hearingsafety](http://www.motorola.com/hearingsafety) (in English only).

### Repetitive Motion

When you repetitively perform actions such as pressing keys or entering finger-written characters, you may experience occasional discomfort in your hands, arms, shoulders, neck,

or other parts of your body. If you continue to have discomfort during or after such use, stop use and see a physician.  
[Mar0108]

## Use and Care

To care for your Motorola phone, please keep it away from:



### liquids of any kind

Don't expose your phone to water, rain, extreme humidity, sweat, or other moisture. If it does get wet, don't try to accelerate drying with the use of an oven or dryer, as this may damage the phone.



### extreme heat or cold

Avoid temperatures below 0°C/32°F or above 45°C/113°F.



### microwaves

Don't try to dry your phone in a microwave oven.



### dust and dirt

Don't expose your phone to dust, dirt, sand, food, or other inappropriate materials.



### cleaning solutions

To clean your phone, use only a dry soft cloth. Don't use alcohol or other cleaning solutions.



### the ground

Don't drop your phone.

## Industry Canada Notice to Users

Operation is subject to the following two conditions: (1) This device may not cause interference and (2) This device must accept any interference, including interference that may cause undesired operation of the device. See RSS-GEN 7.1.5.

## FCC Notice to Users

**The following statement applies to all products that have received FCC approval. Applicable products bear the FCC logo, and/or an FCC ID in the format FCC-ID:xxxxxx on the product label.**

Motorola has not approved any changes or modifications to this device by the user. Any changes or modifications could void the user's authority to operate the equipment. See 47 CFR Sec. 15.21.

This device complies with part 15 of the FCC Rules. Operation is subject to the following two conditions: (1) This device may not cause harmful interference, and (2) this device must accept any interference received, including interference that may cause undesired operation. See 47 CFR Sec. 15.19[3].

This equipment has been tested and found to comply with the limits for a Class B digital device, pursuant to part 15 of the FCC Rules. These limits are designed to provide reasonable protection against harmful interference in a residential installation. This equipment generates, uses and can radiate radio frequency energy and, if not installed and used in accordance with the instructions, may cause harmful interference to radio communications. However, there is no guarantee that interference will not occur in a particular installation. If this equipment does cause harmful interference to radio or television reception, which can be determined by turning the equipment off and on, the user is encouraged to try to correct the interference by one or more of the following measures:

- Reorient or relocate the receiving antenna.
- Increase the separation between the equipment and the receiver.
- Connect the equipment to an outlet on a circuit different from that to which the receiver is connected.
- Consult the dealer or an experienced radio/TV technician for help.

## Motorola Limited Warranty for the United States and Canada

### What Does this Warranty Cover?

Subject to the exclusions contained below, Motorola, Inc. warrants its telephones, pagers, messaging devices, and consumer and professional two-way radios (excluding commercial, government or industrial radios) that operate via Family Radio Service or General Mobile Radio Service, Motorola-branded or certified accessories sold for use with these Products ("Accessories") and Motorola software contained on CD-ROMs or other tangible media and sold for use with these Products ("Software") to be free from defects in materials and workmanship under normal consumer usage for the period(s) outlined below. This limited

warranty is a consumer's exclusive remedy, and applies as follows to new Motorola Products, Accessories and Software purchased by consumers in the United States or Canada, which are accompanied by this written warranty:

### Products and Accessories

Products Covered	Length of Coverage
<b>Products and Accessories</b> as defined above, unless otherwise provided for below.	<b>One (1) year</b> from the date of purchase by the first consumer purchaser of the product unless otherwise provided for below.
<b>Decorative Accessories and Cases.</b> Decorative covers, bezels, PhoneWrap™ covers and cases.	<b>Limited lifetime warranty</b> for the lifetime of ownership by the first consumer purchaser of the product.
<b>Monaural Headsets.</b> Ear buds and boom headsets that transmit mono sound through a wired connection.	<b>Limited lifetime warranty</b> for the lifetime of ownership by the first consumer purchaser of the product.
<b>Consumer and Professional Two-Way Radio Accessories.</b>	<b>Ninety (90) days</b> from the date of purchase by the first consumer purchaser of the product.
<b>Products and Accessories that are Repaired or Replaced.</b>	<b>The balance of the original warranty or for ninety (90) days</b> from the date returned to the consumer, whichever is longer.

### Exclusions

**Normal Wear and Tear.** Periodic maintenance, repair and replacement of parts due to normal wear and tear are excluded from coverage.

**Batteries.** Only batteries whose fully charged capacity falls below 80% of their rated capacity and batteries that leak are covered by this limited warranty.

**Abuse & Misuse.** Defects or damage that result from: (a) improper operation, storage, misuse or abuse, accident or neglect, such as physical damage (cracks, scratches, etc.) to the surface of the product resulting from misuse; (b) contact with liquid, water, rain, extreme humidity or heavy perspiration, sand, dirt or the like, extreme heat, or food; (c) use of the Products or Accessories for commercial purposes or subjecting the Product or Accessory to abnormal usage or conditions; or (d) other acts which are not the fault of Motorola, are excluded from coverage.

**Use of Non-Motorola Products and Accessories.** Defects or damage that result from the use of non-Motorola branded or certified Products, Accessories, Software or other peripheral equipment are excluded from coverage.

**Unauthorized Service or Modification.** Defects or damages resulting from service, testing, adjustment, installation, maintenance, alteration, or modification in any way by someone other than Motorola, or its authorized service centers, are excluded from coverage.

**Altered Products.** Products or Accessories with (a) serial numbers or date tags that have been removed, altered or obliterated; (b) broken seals or that show evidence of tampering; (c) mismatched board serial numbers; or (d) nonconforming or non-Motorola housings, or parts, are excluded from coverage.

**Communication Services.** Defects, damages, or the failure of Products, Accessories or Software due to any communication service or signal you may subscribe to or use with the Products Accessories or Software is excluded from coverage.

### Software

Products Covered	Length of Coverage
<b>Software.</b> Applies only to physical defects in the media that embodies the copy of the software (e.g. CD-ROM, or floppy disk).	<b>Ninety (90) days</b> from the date of purchase.

### Exclusions

**Software Embodied in Physical Media.** No warranty is made that the software will meet your requirements or will work in combination with any hardware or software applications provided by third parties, that the operation of the software products will be uninterrupted or error free, or that all defects in the software products will be corrected.

**Software NOT Embodied in Physical Media.** Software that is not embodied in physical media (e.g. software that is downloaded from the internet), is provided "as is" and without warranty.

### Who Is Covered?

This warranty extends only to the first consumer purchaser, and is not transferable.

### What Will Motorola Do?

Motorola, at its option, will at no charge repair, replace or refund the purchase price of any Products, Accessories or Software that does not conform to this warranty. We may use functionally equivalent reconditioned/refurbished/pre-owned or new Products, Accessories or parts. No data, software or applications added to your Product, Accessory or Software, including but not limited to personal contacts, games and ringer tones, will be reinstalled. To

avoid losing such data, software and applications please create a back up prior to requesting service.

## How to Obtain Warranty Service or Other Information

<b>USA</b>	<b>Phones:</b> 1-800-331-6456 <b>Pagers:</b> 1-800-548-9954 <b>Two-Way Radios and Messaging Devices:</b> 1-800-353-2729
<b>Canada</b>	<b>All Products:</b> 1-800-461-4575
<b>TTY</b>	1-888-390-6456
For <b>Accessories</b> and <b>Software</b> , please call the telephone number designated above for the product with which they are used.	

You will receive instructions on how to ship the Products, Accessories or Software, at your expense, to a Motorola Authorized Repair Center. To obtain service, you must include: (a) a copy of your receipt, bill of sale or other comparable proof of purchase; (b) a written description of the problem; (c) the name of your service provider, if applicable; (d) the name and location of the installation facility (if applicable) and, most importantly; (e) your address and telephone number.

## What Other Limitations Are There?

ANY IMPLIED WARRANTIES, INCLUDING WITHOUT LIMITATION THE IMPLIED WARRANTIES OF MERCHANTABILITY AND FITNESS FOR A PARTICULAR PURPOSE, SHALL BE LIMITED TO THE DURATION OF THIS LIMITED WARRANTY. OTHERWISE THE REPAIR, REPLACEMENT, OR REFUND AS PROVIDED UNDER THIS EXPRESS LIMITED WARRANTY IS THE EXCLUSIVE REMEDY OF THE CONSUMER, AND IS PROVIDED IN LIEU OF ALL OTHER WARRANTIES, EXPRESS OR IMPLIED. IN NO EVENT SHALL MOTOROLA BE LIABLE, WHETHER IN CONTRACT OR TORT (INCLUDING NEGLIGENCE) FOR DAMAGES IN EXCESS OF THE PURCHASE PRICE OF THE PRODUCT, ACCESSORY OR SOFTWARE, OR FOR ANY INDIRECT, INCIDENTAL, SPECIAL OR CONSEQUENTIAL DAMAGES OF ANY KIND, OR LOSS OF REVENUE OR PROFITS, LOSS OF BUSINESS, LOSS OF INFORMATION OR DATA, SOFTWARE OR APPLICATIONS OR OTHER FINANCIAL LOSS ARISING OUT OF OR IN CONNECTION WITH THE ABILITY OR INABILITY TO USE THE PRODUCTS, ACCESSORIES OR SOFTWARE TO THE FULL EXTENT THESE DAMAGES MAY BE DISCLAIMED BY LAW.

**Some states and jurisdictions do not allow the limitation or exclusion of incidental or consequential damages, or limitation on the length of an implied warranty, so the above limitations or exclusions may not apply to you. This warranty gives you specific legal rights, and you may also have other rights that vary from state to state or from one jurisdiction to another.**

Laws in the United States and other countries preserve for Motorola certain exclusive rights for copyrighted Motorola software such as the exclusive rights to reproduce and distribute copies of the Motorola software. Motorola software may only be copied into, used in, and redistributed with, the Products associated with such Motorola software. No other use, including without limitation disassembly of such Motorola software or exercise of the exclusive rights reserved for Motorola, is permitted.

## Hearing Aid Compatibility with Mobile Phones

Some Motorola phones are measured for compatibility with hearing aids. If the box for your particular model has "Rated for Hearing Aids" printed on it, the following explanation applies.

When some mobile phones are used near some hearing devices (hearing aids and cochlear implants), users may detect a buzzing, humming, or whining noise. Some hearing devices are more immune than others to this interference noise, and phones also vary in the amount of interference they generate.

The wireless telephone industry has developed ratings for some of their mobile phones, to assist hearing device users in finding phones that may be compatible with their hearing devices. Not all phones have been rated. Phones that are rated have the rating on their box or a label on the box.

The ratings are not guarantees. Results will vary depending on the user's hearing device and hearing loss. If your hearing device happens to be vulnerable to interference, you may not be able to use a rated phone successfully. Trying out the phone with your hearing device is the best way to evaluate it for your personal needs.

**M-Ratings:** Phones rated M3 or M4 meet FCC requirements and are likely to generate less interference to hearing devices than phones that are not labeled. M4 is the better/higher of the two ratings.

**T-Ratings:** Phones rated T3 or T4 meet FCC requirements and are likely to be more usable with a hearing device's telecoil ("T Switch" or "Telephone Switch") than unrated phones. T4 is the better/higher of the two ratings. (Note that not all hearing devices have telecoils in them.)

Hearing devices may also be measured for immunity to this type of interference. Your hearing device manufacturer or hearing health professional may help you find results for

your hearing device. The more immune your hearing aid is, the less likely you are to experience interference noise from mobile phones.

## Information from the World Health Organization

Present scientific information does not indicate the need for any special precautions for the use of mobile phones. If you are concerned, you may want to limit your own or your children's RF exposure by limiting the length of calls or by using handsfree devices to keep mobile phones away from your head and body.

Source: WHO Fact Sheet 193

Further information: <http://www.who.int/peh-efm>

## Product Registration

Online Product Registration:

[www.motorola.com/us/productregistration](http://www.motorola.com/us/productregistration)

Product registration is an important step toward enjoying your new Motorola product. Registering permits us to contact you for product or software updates and allows you to subscribe to updates on new products or special promotions. Registration is not required for warranty coverage.

Please retain your original dated sales receipt for your records. For warranty service of your Motorola Personal Communications Product you will need to provide a copy of your dated sales receipt to confirm warranty status.

Thank you for choosing a Motorola product.

## Export Law Assurances

This product is controlled under the export regulations of the United States of America and Canada. The Governments of the United States of America and Canada may restrict the exportation or re-exportation of this product to certain destinations. For further information contact the U.S. Department of Commerce or the Canadian Department of Foreign Affairs and International Trade.

## Caring for the Environment by Recycling



This symbol on a Motorola product means the product should not be disposed of with household waste.

### Disposal of your Mobile Device and Accessories

Please do not dispose of mobile devices or electrical accessories (such as chargers, headsets, or batteries) with your household waste. These items should be disposed of in accordance with the national collection and recycling schemes operated by your local or regional authority. Alternatively, you may return unwanted mobile devices and electrical accessories to any Motorola Approved Service Center in your region. Details of Motorola approved national recycling schemes, and further information on Motorola recycling activities can be found at: [www.motorola.com/recycling](http://www.motorola.com/recycling)

### Disposal of your Mobile Device Packaging and User's Guide

Product packaging and user's guides should only be disposed of in accordance with national collection and recycling requirements. Please contact your regional authorities for more details.

## California Perchlorate Label

Some mobile phones use an internal, permanent backup battery on the printed circuit board that may contain very small amounts of perchlorate. In such cases, California law requires the following label:

"Perchlorate Material – special handling may apply. See [www.dts.ca.gov/hazardouswaste/perchlorate](http://www.dts.ca.gov/hazardouswaste/perchlorate)."

There is no special handling required by consumers.

## Privacy and Data Security

Motorola understands that privacy and data security are important to everyone. Because some features of your mobile device may affect your privacy or data security, please follow these recommendations to enhance protection of your information:

- **Monitor access**—Keep your mobile device with you and do not leave it where others may have unmonitored access. Lock your device's keypad where this feature is available.
- **Keep software up to date**—If Motorola or a software/application vendor releases a patch or software fix for your mobile device that updates the device's security, install it as soon as possible.
- **Erase before recycling**—Delete personal information or data from your mobile device prior to disposing of it or turning it in for recycling. For step-by-step instructions on how to delete all personal information from your device, see the section entitled "master clear" or "delete data" in the user's guide.

For information on backing up your mobile device data before erasing it, go to

[www.motorola.com](http://www.motorola.com) and navigate to the "downloads" section of the consumer Web page for "Motorola Backup" or "Motorola Phone Tools."

- **Understanding AGPS**—To provide location information for emergency calls, certain Motorola mobile devices incorporate *Assisted Global Positioning System* (AGPS) technology. AGPS technology also can be used in non-emergency applications to track and monitor a user's location—for example, to provide driving directions. Users who prefer not to permit such tracking and monitoring should avoid using such applications.

If you have further questions regarding how the use of your mobile device may impact your privacy or data security, please contact Motorola at [privacy@motorola.com](mailto:privacy@motorola.com), or contact your service provider.

## Smart Practices While Driving

### Drive Safe, Call Smart

**Check the laws and regulations on the use of mobile devices and their accessories in the areas where you drive. Always obey them. The use of these devices may be prohibited or restricted in certain areas—for example, handsfree use only. Go to [www.motorola.com/callsmart](http://www.motorola.com/callsmart) (in English only) for more information.**

Your mobile device lets you communicate by voice and data—almost anywhere, anytime, wherever wireless service is available and safe conditions allow. When driving a car, driving is your first responsibility. If you choose to use your mobile device while driving, remember the following tips:

- **Get to know your Motorola mobile device and its features such as speed dial and redial.** If available, these features help you to place your call without taking your attention off the road.
- **When available, use a handsfree device.** If possible, add an additional layer of convenience to your mobile device with one of the many Motorola Original handsfree accessories available today.
- **Position your mobile device within easy reach.** Be able to access your mobile device without removing your eyes from the road. If you receive an incoming call at an inconvenient time, if possible, let your voicemail answer it for you.
- **Let the person you are speaking with know you are driving; if necessary, suspend the call in heavy traffic or hazardous weather conditions.** Rain, sleet, snow, ice, and even heavy traffic can be hazardous.
- **Do not take notes or look up phone numbers while driving.** Jotting down a "to do" list or going through your address book takes attention away from your primary responsibility—driving safely.
- **Dial sensibly and assess the traffic; if possible, place calls when your car is not moving or before pulling into traffic.** If you must make a call while moving, dial only a few numbers, check the road and your mirrors, then continue.
- **Do not engage in stressful or emotional conversations that may be distracting.** Make people you are talking with aware you are driving and suspend conversations that can divert your attention away from the road.
- **Use your mobile device to call for help.** Dial 911 or other local emergency number in the case of fire, traffic accident, or medical emergencies.\*
- **Use your mobile device to help others in emergencies.** If you see an auto accident, crime in progress, or other serious emergency where lives are in danger, call 911 or other local emergency number, as you would want others to do for you.\*
- **Call roadside assistance or a special non-emergency wireless assistance number when necessary.** If you see a broken-down vehicle posing no serious hazard, a broken traffic signal, a minor traffic accident where no one appears injured, or a vehicle you know to be stolen, call roadside assistance or other special non-emergency wireless number.\*



Motorola, Inc.  
Consumer Advocacy Office  
1307 East Algonquin Road  
Schaumburg, IL 60196  
[www.hellomoto.com](http://www.hellomoto.com)

**Note:** Do not ship your phone to the above address. If you need to return your phone for repairs, replacement, or warranty service, please contact the Motorola Customer Support Center at:

1-800-331-6456 (United States)  
1-888-390-6456 (TTY/TDD United States for hearing impaired)  
1-800-461-4575 (Canada)

Certain mobile phone features are dependent on the capabilities and settings of your service provider's network. Additionally, certain features may not be activated by your service provider, and/or the provider's network settings may limit the feature's functionality. Always contact your service provider about feature availability and functionality. All features, functionality, and other product specifications, as well as the information contained in this user's guide are based upon the latest available information and are believed to be accurate at the time of printing. Motorola reserves the right to change or modify any information or specifications without notice or obligation.

MOTOROLA and the Stylized M Logo are registered in the US Patent & Trademark Office. The Bluetooth trademarks are owned by their proprietor and used by Motorola, Inc. under license. All other product or service names are the property of their respective owners.

© 2008 Motorola, Inc. All rights reserved.

**Caution:** Changes or modifications made in the radio phone, not expressly approved by Motorola, will void the user's authority to operate the equipment.

### Software Copyright Notice

The Motorola products described in this manual may include copyrighted Motorola and third-party software stored in semiconductor memories or other media. Laws in the United States and other countries preserve for Motorola and third-party software providers certain exclusive rights for copyrighted software, such as the exclusive rights to distribute or reproduce the copyrighted software. Accordingly, any copyrighted software contained in the Motorola products may not be modified, reverse-engineered, distributed, or reproduced in any manner to the extent allowed by law. Furthermore, the purchase of the Motorola products shall not be deemed to grant either directly or by implication, estoppel, or otherwise, any license under the copyrights, patents, or patent applications of Motorola or any third-party software provider, except for the normal, non-exclusive, royalty-free license to use that arises by operation of law in the sale of a product.

Manual Number: 68000201167-A

\* Wherever wireless phone service is available.